



Rechargeable Prodder

31 cm Shaft

Need help? We're here for you.

If you have questions or need advice, our friendly team is just a call or click away.

New Zealand: Shoof International Ltd.
224 Laurent Road North, Cambridge 3493,
New Zealand. Ph 0800 800 801

Australia: Shoof International Pty Ltd.
1 International Square, Tullamarine VIC 3043,
Australia. Ph 1800 121 801

Chile: Shoof International Chile Ltda.
Regidor Gustavo Binder 1147, Bodega 3 y 4,
Osorno, Chile. Ph 800 600 000

Shoof - we make caring for animals easier.
www.shoofint.com

Shoof and Taragate by Shoof are trademarks of Shoof International Ltd

Shoof Code: 224 642



11294 V2



Rechargeable Prodder

31 cm Shaft

- Flexible shatter-proof shaft
- High shock performance
- Safety switch to prevent accidental discharge
- No residual shock
- Rechargeable 12 v and 240 v

Instructions for the Taragate Rechargeable Prodder

I. Preparation before using:

1. Follow the user's manual when you operate a prodder.
2. Choose the right shaft that allows you to keep a safe working distance from all livestock.
3. Check that all connections are clean and dry.
4. Insert the shaft into the handle and tighten the lock nut.
5. Check that all the batteries are installed properly in the battery pack and that all connections are firmly fastened.

II. Operational Instructions:

1. Turn the switch of the prodder to the "ON" position. Turn it "OFF" when not in use, to prevent accidental shock.
2. To operate the prodder, press the button on the prodder, touch the rear of the animal with the two electrodes, the prodder releases effective electric shock, release the button. A light touch makes the most effective results.
3. Because of potential for increase in intensity, operate the prodder carefully when the animals are wet.

III. How to charge the battery pack:

1. Charge directly, you needn't take out the battery pack. Plug the Taragate electronic charger into the battery pack, connect to the AC power.
2. The rechargeable battery is nickel cadmium (bubbling nickel). It has superior over-charge or discharge endurance, superior leakage resistance and extremely safe. Its cycle life is over 500 cycles under normal operations.
3. The charger light will glow red when charging. When it turns green the unit is fully charged. Charging will take 8 - 10 hours.

IV. Notes for use:

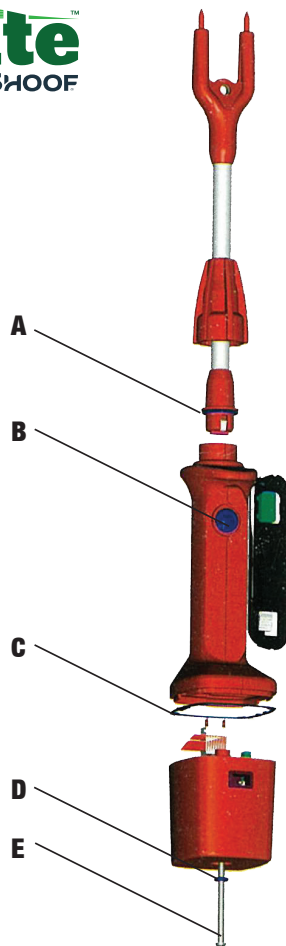
1. This product is for farm animal use only. Keep out of reach of children.
2. The unit can be washed with water.
3. Do not submerge.
4. Do not discharge while in water.
5. Waterproof (IP45) under normal use.



The waterproof connections are as follows:

A, B, C & D: Rubber rings (waterproof connections)

E: Screw





Rechargeable Prodder

57 cm Shaft

Need help? We're here for you.

If you have questions or need advice, our friendly team is just a call or click away.

New Zealand: Shoof International Ltd.
224 Laurent Road North, Cambridge 3493,
New Zealand. Ph 0800 800 801


Australia: Shoof International Pty Ltd.
1 International Square, Tullamarine VIC 3043,
Australia. Ph 1800 121 801

Chile: Shoof International Chile Ltda.
Regidor Gustavo Binder 1147, Bodega 3 y 4,
Osorno, Chile. Ph 800 600 000

Shoof - we make caring for animals easier.
www.shoofint.com

Shoof and Taragate by Shoof are trademarks of Shoof International Ltd

Shoof Code: 224 643



9 417027 203726



11294 V2



Rechargeable Prodder

57 cm Shaft

- Flexible shatter-proof shaft
- High shock performance
- Safety switch to prevent accidental discharge
- No residual shock
- Rechargeable 12 v and 240 v

Instructions for the Taragate Rechargeable Prodder

I. Preparation before using:

1. Follow the user's manual when you operate a prodder.
2. Choose the right shaft that allows you to keep a safe working distance from all livestock.
3. Check that all connections are clean and dry.
4. Insert the shaft into the handle and tighten the lock nut.
5. Check that all the batteries are installed properly in the battery pack and that all connections are firmly fastened.

II. Operational Instructions:

1. Turn the switch of the prodder to the "ON" position. Turn it "OFF" when not in use, to prevent accidental shock.
2. To operate the prodder, press the button on the prodder, touch the rear of the animal with the two electrodes, the prodder releases effective electric shock, release the button. A light touch makes the most effective results.
3. Because of potential for increase in intensity, operate the prodder carefully when the animals are wet.

III. How to charge the battery pack:

1. Charge directly, you needn't take out the battery pack. Plug the Taragate electronic charger into the battery pack, connect to the AC power.
2. The rechargeable battery is nickel cadmium (bubbling nickel). It has superior over-charge or discharge endurance, superior leakage resistance and extremely safe. Its cycle life is over 500 cycles under normal operations.
3. The charger light will glow red when charging. When it turns green the unit is fully charged. Charging will take 8 - 10 hours.

IV. Notes for use:

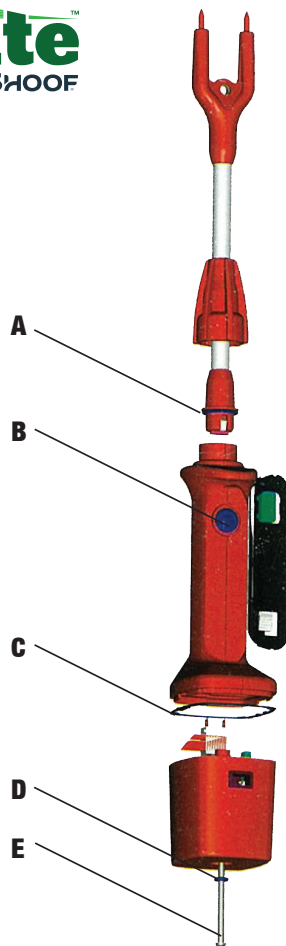
1. This product is for farm animal use only. Keep out of reach of children.
2. The unit can be washed with water.
3. Do not submerge.
4. Do not discharge while in water.
5. Waterproof (IP45) under normal use.



The waterproof connections are as follows:

A, B, C & D: Rubber rings (waterproof connections)

E: Screw





Rechargeable Prodder

83 cm Shaft

Need help? We're here for you.

If you have questions or need advice, our friendly team is just a call or click away.

New Zealand: Shoof International Ltd.
224 Laurent Road North, Cambridge 3493,
New Zealand. Ph 0800 800 801

Australia: Shoof International Pty Ltd.
1 International Square, Tullamarine VIC 3043,
Australia. Ph 1800 121 801

Chile: Shoof International Chile Ltda.
Regidor Gustavo Binder 1147, Bodega 3 y 4,
Osorno, Chile. Ph 800 600 000

Shoof - we make caring for animals easier.
www.shoofint.com

Shoof and Taragate by Shoof are trademarks of Shoof International Ltd

Shoof Code: 224 644



9 417027 203733



ari.org.au

11294 V2



Rechargeable Prodder

83 cm Shaft

- Flexible shatter-proof shaft
- High shock performance
- Safety switch to prevent accidental discharge
- No residual shock
- Rechargeable 12 v and 240 v

Instructions for the Taragate Rechargeable Prodder

I. Preparation before using:

1. Follow the user's manual when you operate a prodder.
2. Choose the right shaft that allows you to keep a safe working distance from all livestock.
3. Check that all connections are clean and dry.
4. Insert the shaft into the handle and tighten the lock nut.
5. Check that all the batteries are installed properly in the battery pack and that all connections are firmly fastened.

II. Operational Instructions:

1. Turn the switch of the prodder to the "ON" position. Turn it "OFF" when not in use, to prevent accidental shock.
2. To operate the prodder, press the button on the prodder, touch the rear of the animal with the two electrodes, the prodder releases effective electric shock, release the button. A light touch makes the most effective results.
3. Because of potential for increase in intensity, operate the prodder carefully when the animals are wet.

III. How to charge the battery pack:

1. Charge directly, you needn't take out the battery pack. Plug the Taragate electronic charger into the battery pack, connect to the AC power.
2. The rechargeable battery is nickel cadmium (bubbling nickel). It has superior over-charge or discharge endurance, superior leakage resistance and extremely safe. Its cycle life is over 500 cycles under normal operations.
3. The charger light will glow red when charging. When it turns green the unit is fully charged. Charging will take 8 - 10 hours.

IV. Notes for use:

1. This product is for farm animal use only. Keep out of reach of children.
2. The unit can be washed with water.
3. Do not submerge.
4. Do not discharge while in water.
5. Waterproof (IP45) under normal use.



The waterproof connections are as follows:

A, B, C & D: Rubber rings (waterproof connections)

E: Screw

